


CONNECTION OF THE DOOR CONTACT EXTENSION

The door contact extension allows the EAS / EOS to be put into operation with a door contact switch or earth closer to be provided by the customer.

The door contact extension must be connected to the EAS / EOS with the four cables as shown in the connection diagrams. The door contact switch or ground closer has to be connected to the two contacts of the door contact extension.



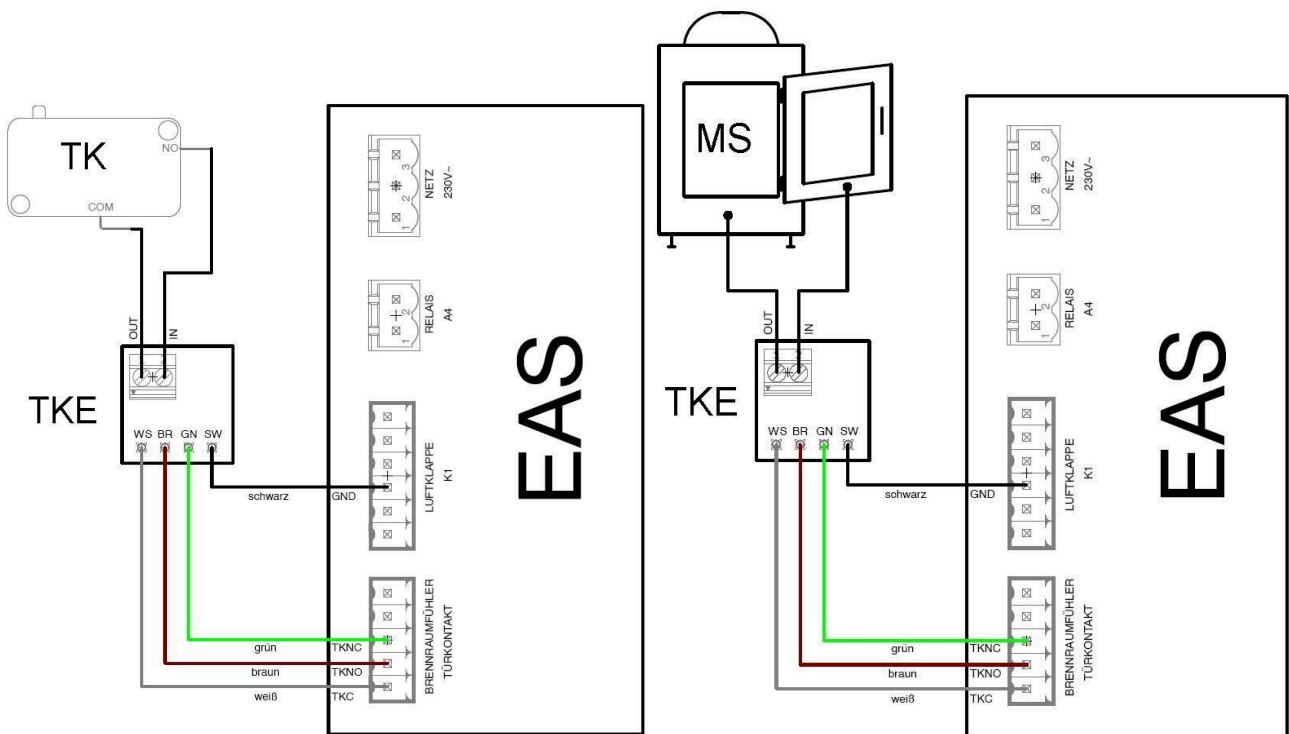
Im. 1: Door contact extension to EAS

The door contact extension only ensures that the EAS / EOS can be put into operation with the connected combustion air flap.



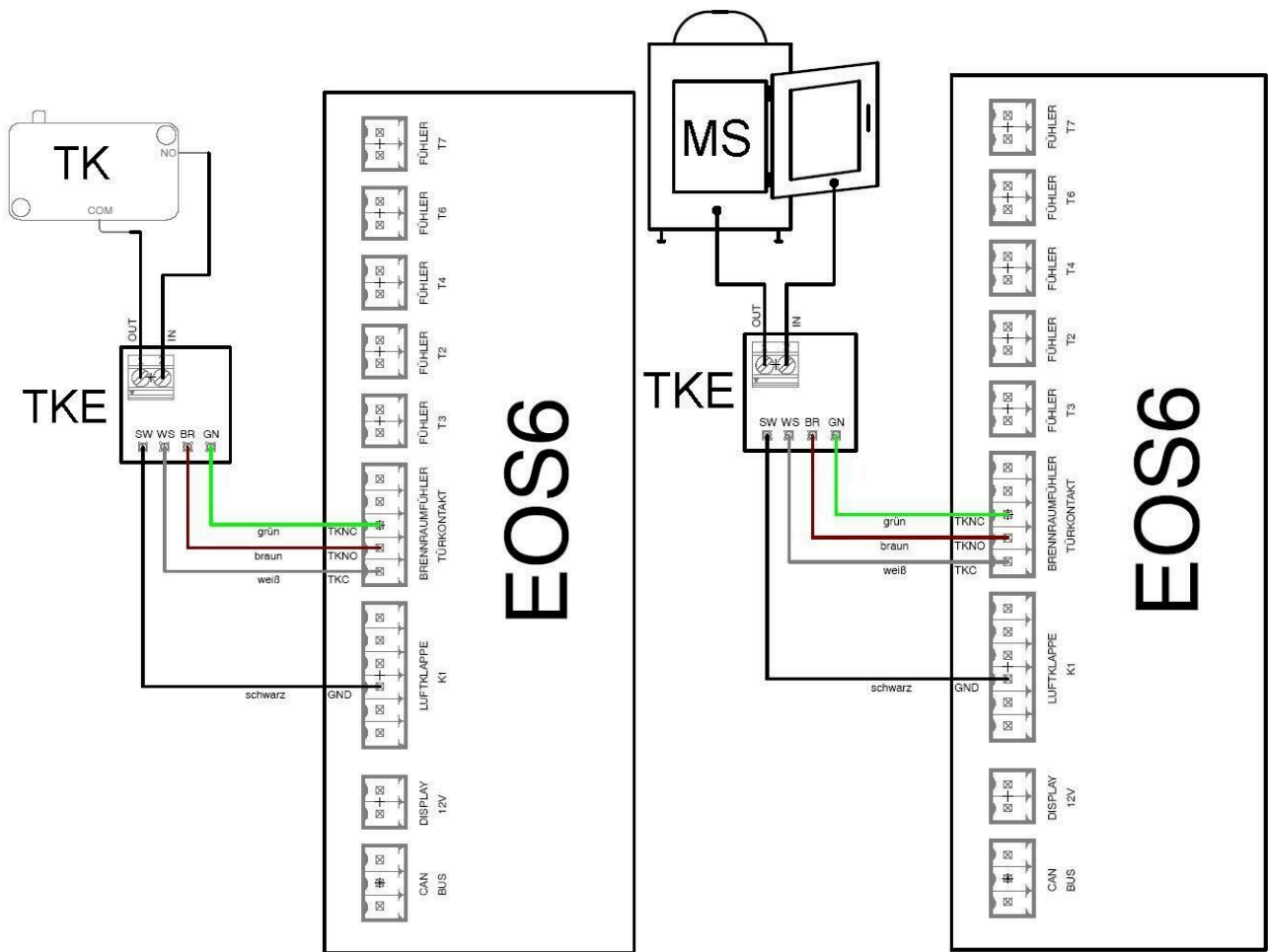
It is expressly pointed out that the safety functions of the door contact check known from the EAS / EOS are omitted when using the door contact extension. Ulrich Brunner GmbH accepts no liability for the function and safety of the stove system.

CONNECTION DIAGRAM



Im. 2: EAS an Türkkontaktschalter

Im. 3: EAS an Masseschließer



Im. 4: EOS to door contact switch

Im. 5: EOS to ground closer

EAS = Electronic combustion control unit

EOS = Electronic stove control unit

TKE = Door contact extension

TK = Door contact switch

MS = Ground closer

Ulrich Brunner GmbH

Zellhuber Ring 17-18

D-84307 Eggenfelden

Tel.: +49 (0) 8721/771-0

Fax: +49 (0) 8721/771-100

Email: info@brunner.de

Art.Nr.: 200538